


TUBULAR


MISCELLANEOUS

| | | PVC |
|--------------|-------|------|
| Disposer Kit | | 6.98 |
| Branch T.P. | 32.90 | 2.60 |
| Baffle Tee | 30.75 | 8.85 |



| | Regular | 17 Ga. | PVC |
|----------|----------|--------|------|
| * 1 1/2" | \$ 18.75 | 22.25 | 2.50 |

* 1 1/2 x 1/2 or 1 1/2 x 1/4



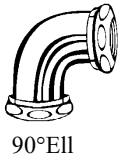
Baffle Tee

Branch Tailpiece



CONTINUOUS WASTE

| | PVC |
|---------------|---------|
| End Outlet | \$ 6.10 |
| Center Outlet | 6.75 |



90° Ell

SLIP-JOINT FITTINGS

| | 1 1/2" | 1 1/4" | PVC |
|----------|----------|--------|-------|
| Coupling | \$ 10.35 | 9.65 | 3.40 |
| 90° Ell | 19.85 | 16.65 | 3.86 |
| 45° Ell | 21.40 | 18.15 | 3.86 |
| Offset | 22.95 | ----- | 11.75 |
| Tee | 30.40 | ----- | 7.25 |



Offset

WASTE BENDS


| | PVC |
|-------------|---------|
| 1 1/2 x 7" | \$ 5.95 |
| 1 1/2 x 15" | 3.75 |
| 1 1/2 x 24" | 8.85 |

P O PLUGS

| | 1 PC |
|----------------|----------|
| 1 1/4 x 5" | \$ 16.55 |
| 1 1/4 x 5" C O | 17.75 |



P.O. Plug



SJ Extension

Tailpiece



TAILPIECE

| | Brass | | PVC | |
|---------------|---------|-------|---------|------|
| | FLANGED | SLIP | FLANGED | SLIP |
| 1 1/2" x 6" | | 9.10 | 1.05 | 2.05 |
| 1 1/2" x 8" | 8.10 | 10.60 | 1.18 | 2.20 |
| 1 1/2" x 12" | 9.70 | | 1.50 | 2.30 |
| *1 1/2" x 16" | 12.50 | 18.75 | 1.88 | 2.60 |

* = Double ended

T.B.E. TUBES

| | 12" |
|--------|----------|
| 1 1/4" | \$ 14.00 |
| 1 1/2" | 10.95 |
| 1 3/8" | 23.76 |

