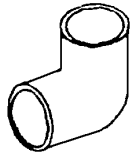


## CPVC HOT & COLD WATER PIPE & FITTINGS

100 PSI @ 180°F Max. Working Pres./Temp.



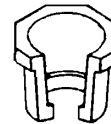
90° Ell



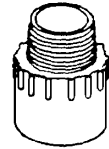
45° Ell



Cap



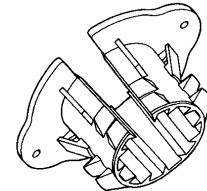
Bushing



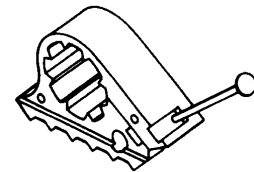
Male Adapter

### Fittings

	1/2"	3/4"	1"	3/4" x 1/2"	1" x 3/4"
Coupling	\$ .48	.61	2.77	.95	3.33
Bushing				.70	2.20
Tee	.72	1.36	6.85	1.41	
90° Elbow	.56	.93	2.72	1.98	
* Male Adapter	11.50	12.75	19.05		
* Female Adapter	8.95	9.85	12.50		
Slip Cap	.51	.65	2.38		
Insulators	.88	.90	1.01		
Insulated Hanger	.64	.68	.72		
Drop Ear Hanger	.68	.72	.78		
PVC-CPVC Adapter		2.15	4.05		
45° Elbow	.72	1.25	3.17		
90° Street Elbow	.67	1.08	4.95		
Nail Clamps	.47	.50			
* Drop Ear 90° S x Fip	6.60				



Insulator



Nail Clamp

\* Stainless Steel Reinforced

### Stainless Steel Reinforced Threads



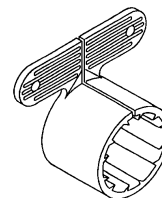
Drop Ear S x F 90°



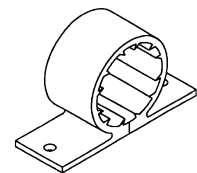
Male Adapter



Female Adapter



Drop Ear Hanger



Insulated Hanger

	1/2"	3/4"	1"
<b>PIPE</b>	\$ .68 /Ft	1.05 /Ft	2.25 /Ft

10' Section: