

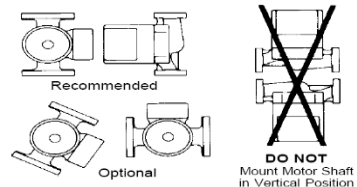
GRUNDFOS Circulating Pumps

STAINLESS STEEL-CAST *IRON BODY

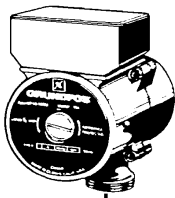
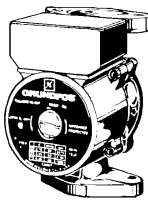
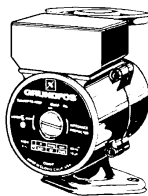
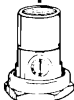



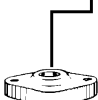


<i>UPS = 3-Speed Pumps</i>	Max Temp - Max Head - Watts - Amps - Width - HP	
*UPS15 - 58FC Cast Iron	230°F -- 19.5' -- 87W -- .75A -- 6.50" -- 1/25 th Hp	\$ 250.00
UP15 - 29SU Stainless Steel	230°F -- 9.7' -- 87W -- .75A -- 6.50" -- 1/25 th Hp	478.00
*UPS15 - 35SFC Stainless Steel	165°F -- 12' -- 110W -- .95A -- 6.50" -- 1/25 th Hp	550.00
*UPS15 - 55SFC Stainless Steel	230°F -- 18' -- 87W -- .75A -- 6.50" -- 1/12 th Hp	825.00

Timer Control **\$ 160.00**
 Thermostatic Control **68.00**
 { On @ 105°F - Off @ 115°F }

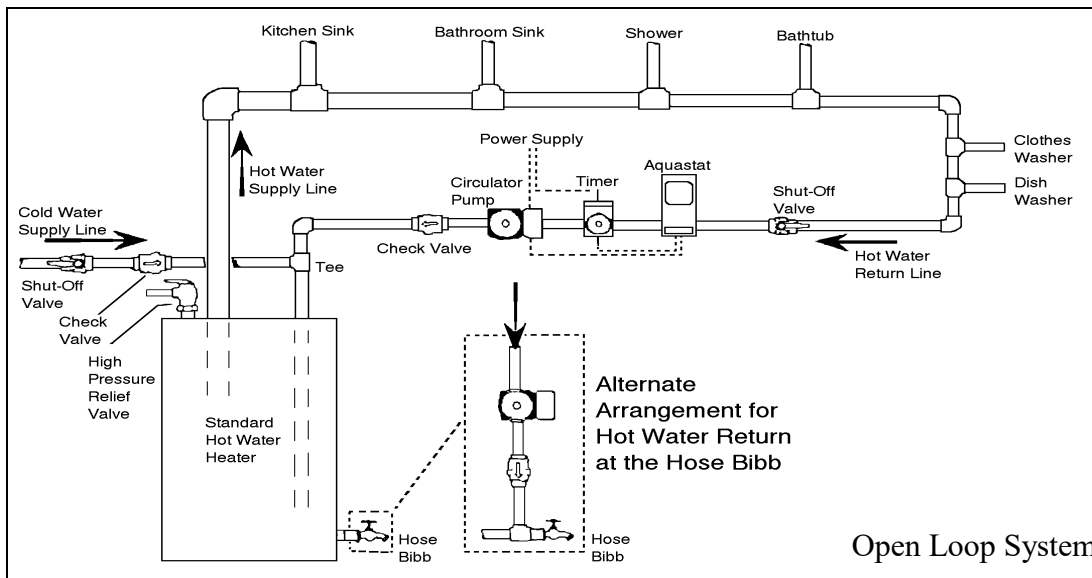
Mounting Positions



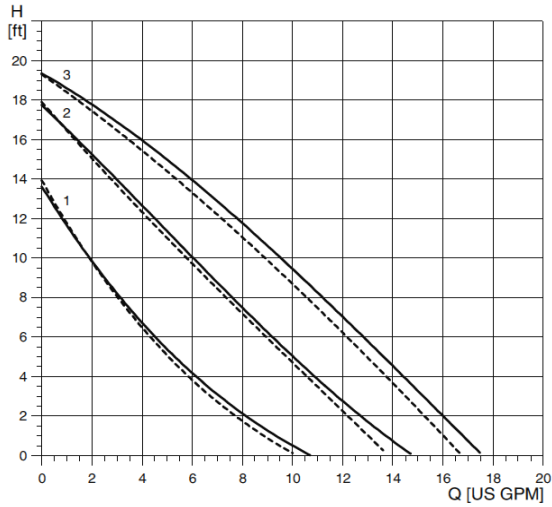
FOR INDOOR USE ONLY

 <p>STAINLESS STEEL UP 15-18SU UP 15-42SU UP 25-64SU</p>				 <p>CAST IRON UP 15-42F UP 26-64F UP 26-96F UP 43-75F</p>			 <p>STAINLESS STEEL OR BRONZE UP 15-42SF UP 25-64SF UP 26-96BF UP 43-75BF</p>		
									
Union Ips Valve 1/2 & 3/4" Sets \$ 82.00	Union Comp. Valve 3/4" Sets \$ 82.00	Ips Half Union 3/4" Sets \$ 63.00	Cop Half Union 1/2 & 3/4" Sets \$ 63.00	Cast Iron Flange 3/4, 1", Set \$ 29.00	Bronze Flg. Valve 3/4, 1", Flange Set \$ 85.00	Bronze Flanges 3/4" Flange Set \$ 68.00			

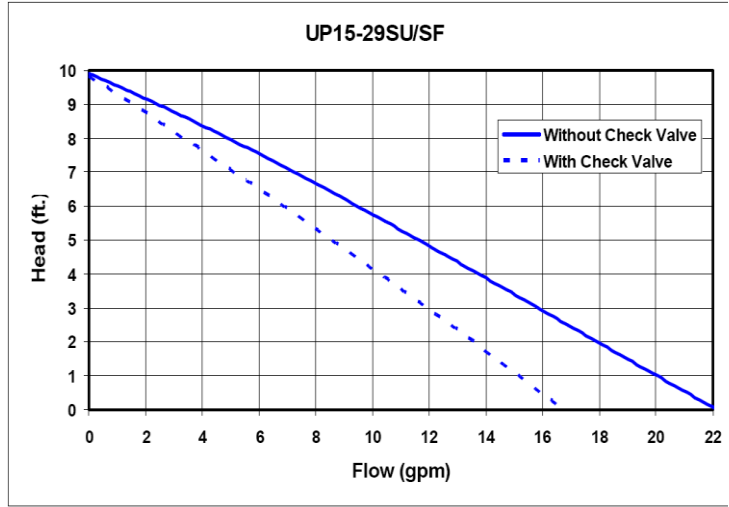
Put the pump on the back leg of the hot water circuit. Use 3/4" pipe size or larger for the back leg.



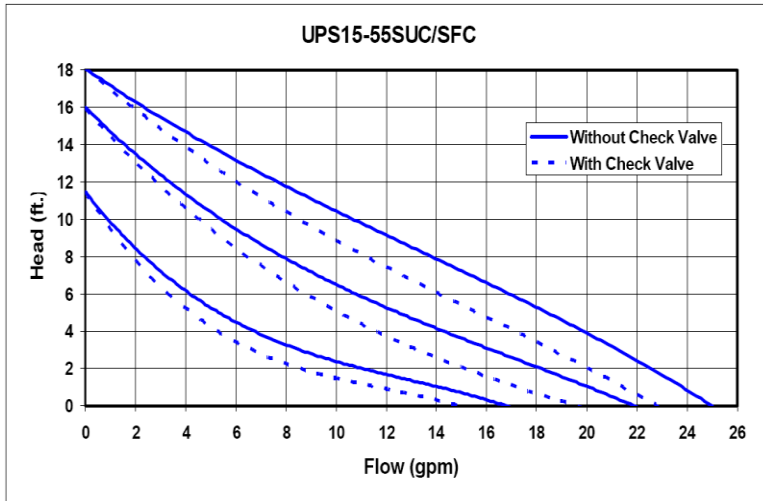
Pump Curves



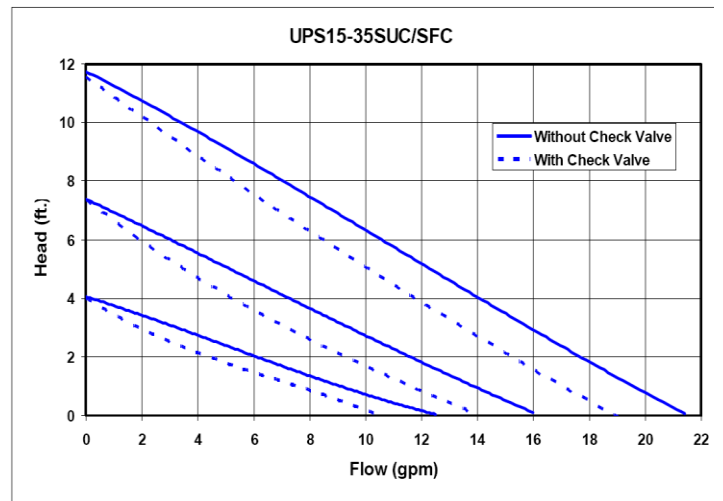
UPS15-58FC



UP15-29SU/SF



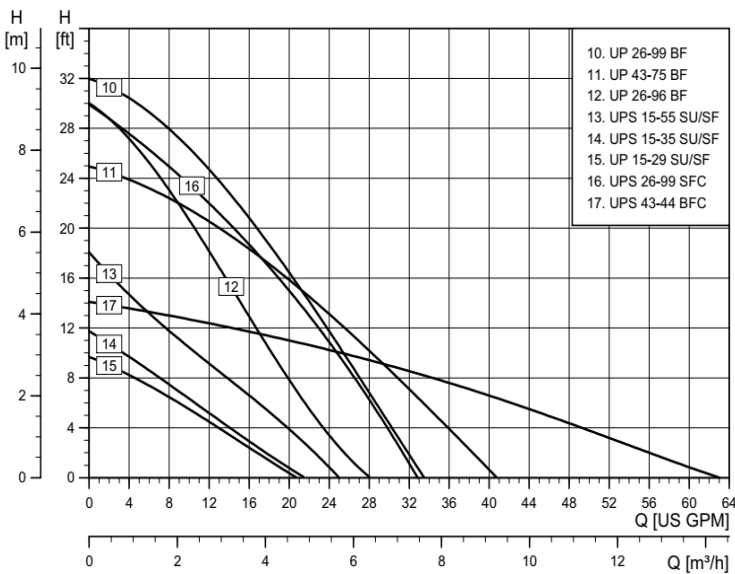
UPS15-55SUC/SFC



UPS15-35SUC/SFC

Older Pump Specifications ↓

UP/UPS Open Loop Systems



UP Closed Loop Systems

