

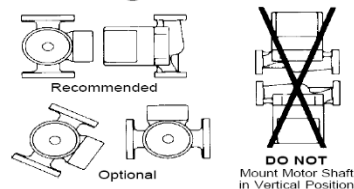
GRUNDFOS Circulating Pumps

STAINLESS STEEL-CAST *IRON BODY

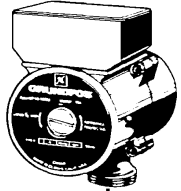
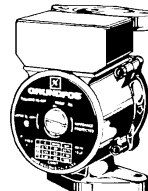
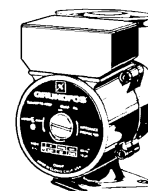
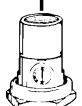
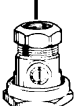
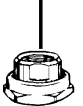
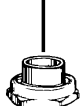
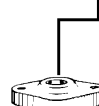
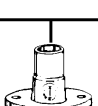
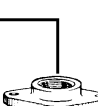
| <i>UPS = 3-Speed Pumps</i> | Max Temp - Max Head - Watts - Amps - Width - HP | |
|-----------------------------------|---|-----------|
| *UPS15 - 58FC Cast Iron | 230°F -- 19.5' -- 87W -- .75A -- 6.50" -- 1/25 th Hp | \$ 225.00 |
| UP15 - 29SU Stainless Steel | 230°F -- 9.7' -- 87W -- .75A -- 6.50" -- 1/25 th Hp | 440.00 |
| UPS15 - 35S(F/U)C Stainless Steel | 165°F -- 12' -- 110W -- .95A -- 6.50" -- 1/25 th Hp | 503.00 |
| UPS15 - 55S(F/U)C Stainless Steel | 230°F -- 18' -- 87W -- .75A -- 6.50" -- 1/12 th Hp | 758.00 |

Timer Control **\$ 155.00**
 Thermostatic Control **65.00**
 { On @ 105°F - Off @ 115°F }

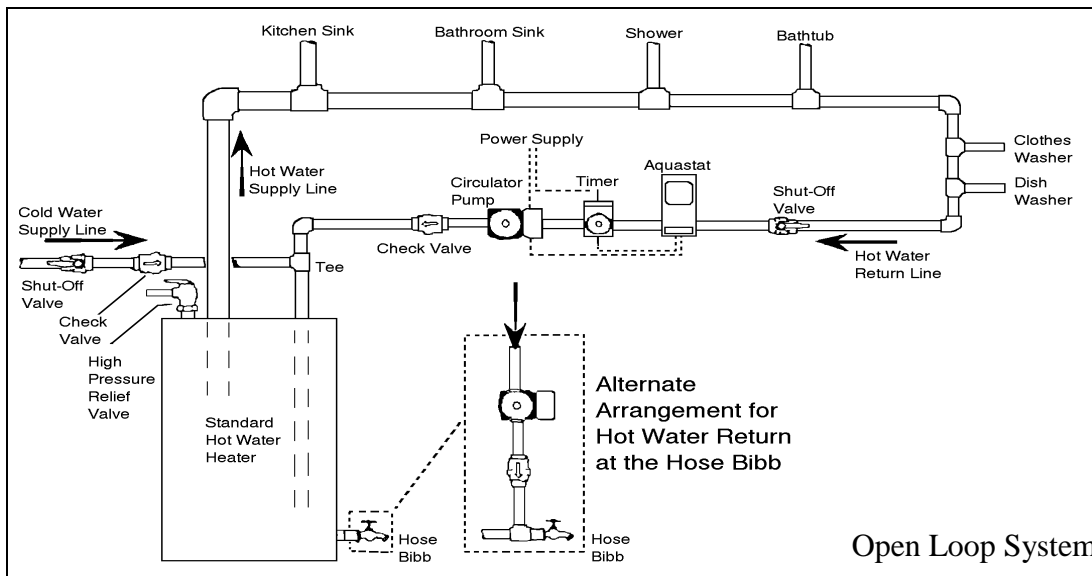
Mounting Positions



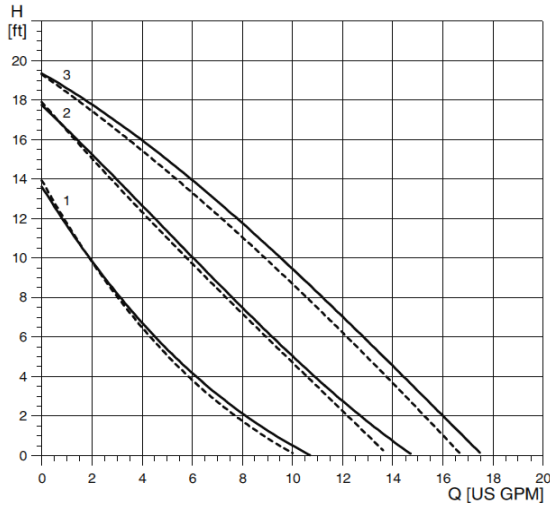
FOR INDOOR USE ONLY

| | | | | | | | | | |
|---|---|---|---|--|---|---|---|--|--|
|  <p>STAINLESS STEEL UP 15-18SU UP 15-42SU UP 25-64SU</p> | | | |  <p>CAST IRON UP 15-42F UP 26-64F UP 26-96F UP 43-75F</p> | | |  <p>STAINLESS STEEL OR BRONZE UP 15-42SF UP 25-64SF UP 26-96BF UP 43-75BF</p> | | |
|  |  |  |  |  |  |  | | | |
| Union Ips Valve 1/2 & 3/4" Sets \$ 82.00 | Union Comp. Valve 3/4" Sets \$ 82.00 | Ips Half Union 3/4" Sets \$ 72.00 | Cop Half Union 1/2 & 3/4" Sets \$ 60.00 | Cast Iron Flange 3/4, 1, 1 1/4", Set \$ 28.00 | Bronze Flg. Valve 3/4, 1", Flange Set \$ 92.00 | Bronze Flanges 3/4 & 1" Flange Set \$92.00 | | | |

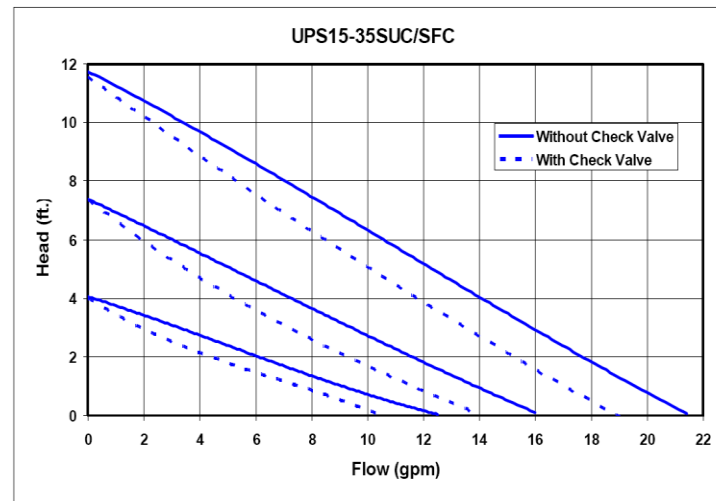
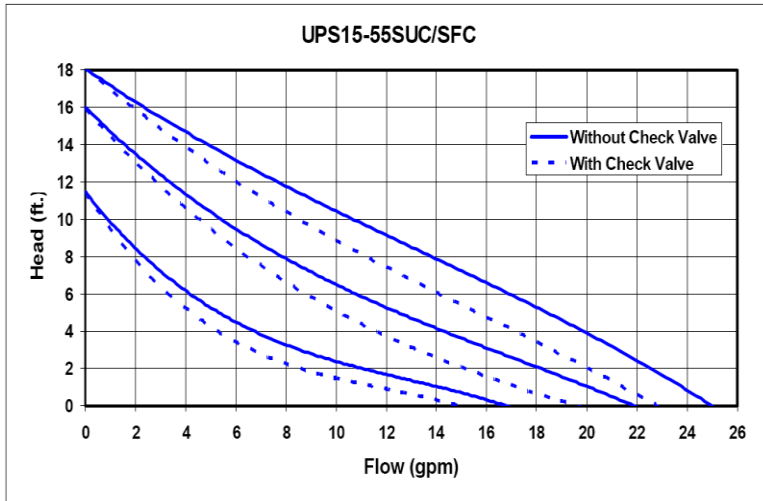
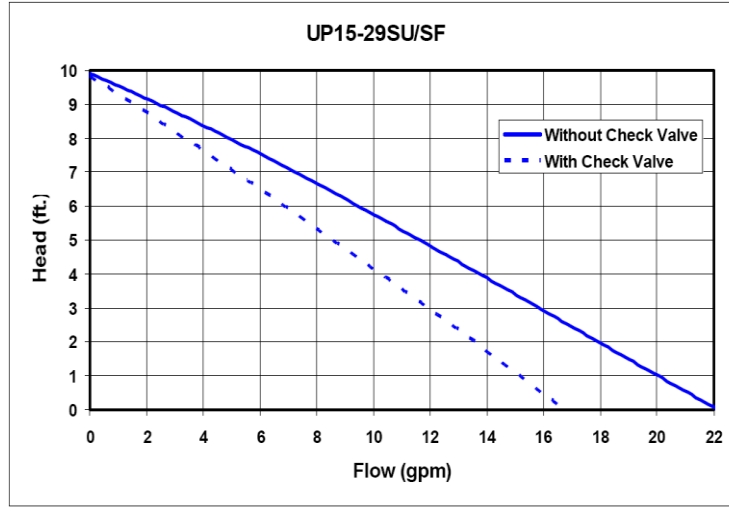
Put the pump on the back leg of the hot water circuit. Use 3/4" pipe size or larger for the back leg.



Pump Curves

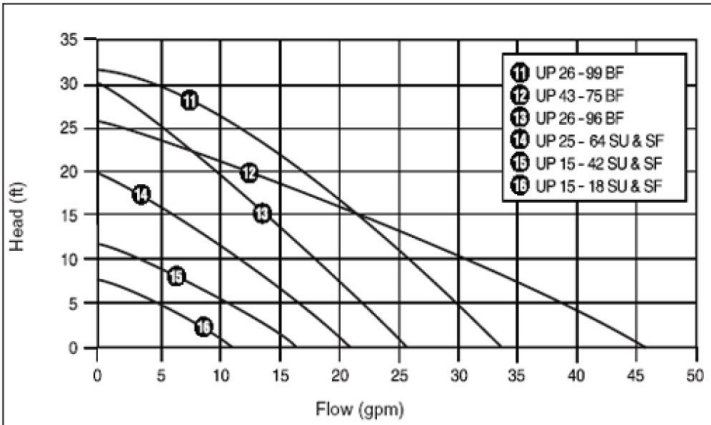


UPS15-58FC



Older Pump Specifications ↓

OPEN SYSTEMS 60HZ



OPEN SYSTEMS 1/2" 60HZ

CLOSED SYSTEMS 60HZ

