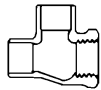


COPPER TUBE FITTINGS (USA)

Service Tee



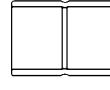
90° Ell



Sill Flange



Coupling



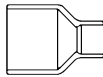
Tee



45° Ell



Reducing Coupling



Return Bend



Male Adapter



Female Adapter



Cap

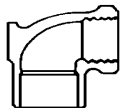


Reducing Fittings

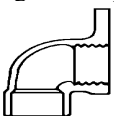
⌘ -Price is for 1 reducing size- ⌘

| | 1/8, 1/4, 3/8 | 1/2" | 3/4" | 1" | 1/2" R | 3/4" R | 1" R |
|---------------------------------------|---------------|-------|-------|--------|--------|--------|-------|
| Coupling..... c x c | \$ 1.18 | .90 | 1.82 | 3.62 | 2.00 | 3.28 | 5.94 |
| Bushing..... c x fit | 2.65 | | | | 2.26 | 3.21 | 5.05 |
| Female Adapter..... c x fip | 9.44 | 4.07 | 5.48 | 12.77 | | 8.89 | 19.76 |
| Male Adapter..... c x mip | 16.32 | 2.51 | 4.22 | 10.79 | | 7.55 | 17.22 |
| Tee..... c x c x c | 7.54 | 2.05 | 4.95 | 15.13 | | 4.71 | 15.48 |
| Service Tee... c x fip x c | | 17.61 | 38.42 | 106.65 | | 36.37 | 74.10 |
| 90° Ell..... c x c | 3.77 | 1.21 | 2.69 | 6.61 | | 7.05 | 15.25 |
| Male Fitting Adapter..... fit x mip | 11.42 | 11.42 | 14.42 | 18.33 | | 28.36 | |
| Female Fitting Adapter..... fit x fip | 10.87 | 8.18 | 10.56 | 18.87 | | | |
| 90° Street Ell..... fit x c | 6.70 | 1.84 | 3.89 | 10.36 | | | |
| 45° Ell..... c x c | 9.00 | 2.20 | 3.75 | 9.58 | | | |
| 45° Street Ell..... fit x c | 9.99 | 2.66 | 3.86 | 12.91 | | | |
| Union..... c x c | | 13.21 | 16.29 | 27.93 | | | |
| Cap..... | 1.80 | .88 | 1.64 | 3.89 | | | |
| Strap..... | .68 | .69 | 1.16 | 1.22 | | | |
| Coupling No-Stop c x c | | 1.22 | 2.53 | 5.43 | | | |
| 90° Ell Drop-Ear c x c | | 11.32 | 33.71 | | | | |
| 90° Ell Drop-Ear c x fip | | 11.91 | 21.74 | | | | |
| 180° Return Bend c x c | | 10.64 | 18.77 | | | | |
| Coupling Hi-Ear c x c | | 5.03 | 7.40 | | | | |
| 90° Ell Hi-Ear c x c | | 15.59 | 82.36 | | | | |
| Tee Drop-Ear ... c x c x fip | | 30.96 | 62.40 | | | | |
| Tee Drop-Ear c x c x c | | 22.35 | 45.10 | | | | |
| Sill Flange c x fip | | 28.24 | 46.00 | | | | |
| 90° Ell Hi-Ear c x fip | | 18.54 | | | | | |

Drop-Ear 90°



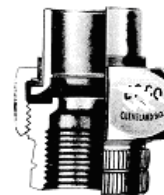
High-Ear 90°



(Import)

Dielectric Unions

| | | |
|-----------|-------------|---------|
| C x Fip | 1/2" | \$ 5.35 |
| | 1/2" x 3/4" | 6.70 |
| | 3/4" | 6.50 |
| | 1" | 9.80 |
| | 1 1/4" | 13.45 |
| | 1 1/2" | 19.95 |
| | 2" | 32.95 |
| Fip x Fip | 1/2" | 7.75 |
| | 3/4" | 9.95 |
| | 1" | 16.50 |
| C x Mip | 3/4" | 7.75 |



COPPER PIPE & TUBE FITTINGS

Hard Copper Pipe

| Nominal Size | Type M | Type L |
|------------------|-----------|----------|
| 1/2" (5/8OD) | \$ 182.00 | 256.00 |
| 3/4" (7/8OD) | 297.00 | 416.00 |
| 1" (1 1/8OD) | 468.00 | 610.00 |
| 1 1/4" (1 3/8OD) | 695.00 | 850.00 |
| 1 1/2" (1 5/8OD) | 965.00 | 1,090.00 |
| 2" (2 1/8OD) | 1,300.00 | 1,735.00 |

Priced per 100'

Soft Copper Tubing

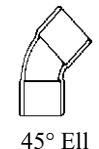
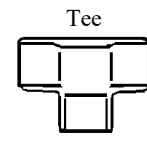
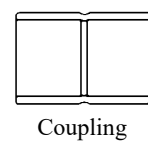
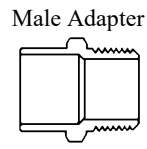
| OD Size | (REFRIGERATION TUBE) |
|---------|----------------------|
| 1/8" | \$ 37.00 |
| 3/16" | 44.00 |
| 1/4" | 49.00 |
| 5/16" | 67.00 |
| 3/8" | 68.00 |
| 1/2" | 98.00 |
| 5/8" | 131.00 |
| 7/8" | 233.00 |

Soft Aluminum Tubing

| | |
|------------|----------|
| 1/4" x 50' | \$ 35.00 |
| 1/4" x 5' | 15.00 |

↓ Priced per 60' roll
 1/2" Type L
 3/4" Type L
 Priced per 50' roll ↑

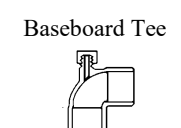
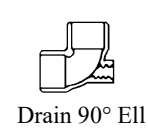
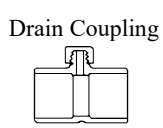
Large Copper Fittings (USA)



↔-Reducing Fittings-↔
 Price is for 1 reducing size

| | 1 1/4" | 1 1/2" | 2" |
|------------------------------|---------|--------|--------|
| Coupling ...c x c | \$ 6.47 | 8.55 | 14.54 |
| Tee c x c x c | 21.26 | 32.13 | 53.03 |
| Bushing .. c x fit | | | |
| Male Adapter c x mip | 16.71 | 18.86 | 31.93 |
| Female Adapter ...c x fip | 18.86 | 29.49 | 41.56 |
| 90° Ellc x c | 9.99 | 15.58 | 28.38 |
| 45° Ellc x c | 13.08 | 16.07 | 26.84 |
| Unionc x c | 72.63 | 90.37 | 156.40 |
| Capc x c | 5.26 | 7.70 | 14.72 |
| Male Fitting Adpt fit x mip | 59.36 | 71.94 | 116.33 |
| Female Fitting Adptfit x fip | 31.33 | 42.36 | 54.65 |
| 90° Street Ell .. fit x c | 15.22 | 21.10 | 45.93 |
| 45° Street Ell .. fit x c | 16.11 | 20.09 | 33.14 |
| Strap | 1.47 | 1.76 | 1.95 |

| | 1 1/4"R | 1 1/2"R | 2"R |
|----------|---------|---------|-------|
| Coupling | 8.41 | 14.45 | 22.35 |
| Tee | 23.84 | 25.32 | 41.29 |
| Bushing | 9.37 | 11.97 | 22.53 |



| | 1/2" | 3/4" |
|----------------|----------|-------|
| Drain Coupling | \$ 16.13 | 19.11 |
| Drain 90° Ell | 17.69 | 21.65 |
| Baseboard Tee | 16.03 | 17.25 |