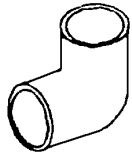


CPVC HOT & COLD WATER PIPE & FITTINGS

100 PSI @ 180°F Max. Working Pres./Temp.



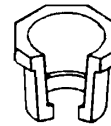
90° Ell



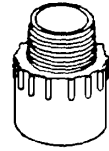
45° Ell



Cap



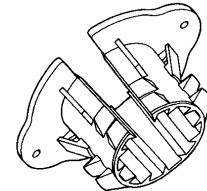
Bushing



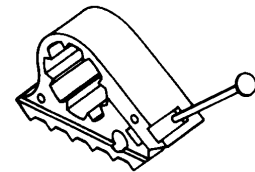
Male Adapter

Fittings

	1/2"	3/4"	1"	3/4" x 1/2"	1" x 3/4"
Coupling	\$.45	.59	2.65	.95	3.20
Bushing				.70	2.20
Tee	.70	1.29	6.50	1.35	
90° Elbow	.53	.87	2.60	1.90	
* Male Adapter	10.85	12.10	17.95		
* Female Adapter	8.48	9.40	11.85		
Slip Cap	.49	.63	2.28		
Insulators	.88	.90	1.01		
Insulated Hanger	.64	.68	.72		
Drop Ear Hanger	.68	.72	.78		
PVC-CPVC Adapter		2.05	3.85		
45° Elbow	.67	1.20	3.05		
90° Street Elbow	.62	1.05	4.68		
Nail Clamps	.47	.50			
* Drop Ear 90° S x Fip	6.20				



Insulator



Nail Clamp

* Stainless Steel Reinforced

Stainless Steel Reinforced Threads



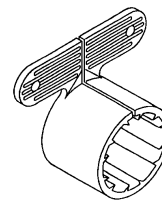
Drop Ear S x F 90°



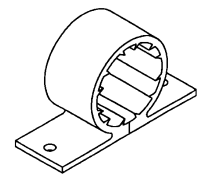
Male Adapter



Female Adapter



Drop Ear Hanger



Insulated Hanger

	1/2"	3/4"	1"	10' Section
PIPE	\$.68 /Ft	1.05 /Ft	2.25 /Ft	