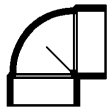


## SEWER & DRAIN



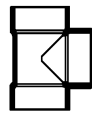
90° Ell



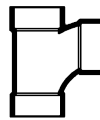
45° Ell



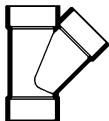
22½° Ell



Straight Tee



Sanitary Tee



Wye



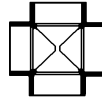
Female Adapter



Male Adapter



Coupling



Cross




Plug



Drain Grate



Cap



### PIPE

Solid & Perforated

3" < \$ 95.00 \$/c/ft

4" < 125.00 \$/c/ft

6" < 260.00 \$/c/ft

### ADAPTERS / REDUCERS

	4" x 3"	6" x 4"
S/D Hub x S/D Hub	\$ 10.45	26.95
S/D Hub x ABS Hub	9.80	37.95
S/D Fit x S/D Hub	34.35	26.35
S/D Fit x ABS Hub	41.95	46.40

### DOWNSPOUT ADAPTERS

2 x 3 x 3" Rd.	\$ 8.00
2 x 3 x 4" Rd.	8.60

### FITTINGS

	3"	4"	6"
90° Ell .....	\$ 8.66	12.30	55.40
90° Ell Street....	12.85	13.50	52.40
45° Ell .....	6.10	8.40	32.95
45° Ell Street ...	10.70	11.35	42.20
22½° Ell .....	8.65	9.20	40.30
22½° Ell Street	9.85	11.35	46.95
Tee Sanitary	17.35	17.70	121.40
Tee Straight	8.00	12.15	
Wye .....	12.85	16.05	64.90
Coupling .....	4.85	5.55	20.25
Plug .....	6.50	6.70	33.65
Cap .....	3.70	4.85	17.75
Drain Grate	8.35	9.15	36.80
Adapter Fip x Ftg	11.35	8.65	53.95
Adapter Fip x Hub	12.70	11.10	52.10
Adapter Mip x Hub	31.85	32.95	
S/D-ABS Sleeve	7.25	10.10	
Cross		32.45	